




Tablet/Smartphone Instructions

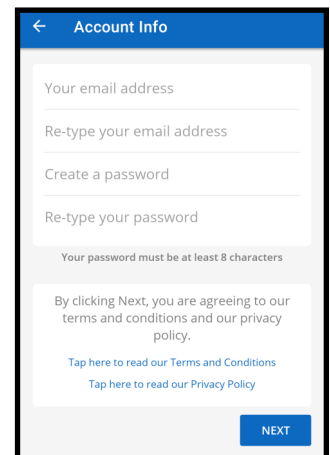
BAY SHORE BRIGHTWATERS *Public Library*

Follow the steps to instantly stream thousands of movies, music, audiobooks and more with Hoopla.

- Go to your app store and search for “Hoopla.” Install the app to your phone and open it.
- Tap “Sign Up.”
- First it will ask for you to create an **email** and **password** for your hoopla account. Fill in the information and tap **Next**.

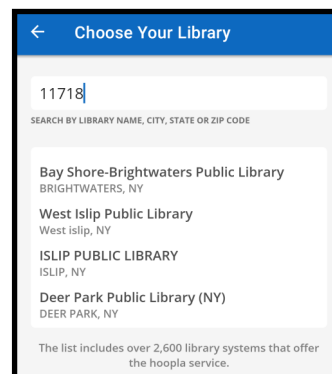


The Hoopla Sign Up screen features the Hoopla logo at the top. Below it are input fields for 'Email Address' and 'Password'. A blue 'Log In' button is positioned below the password field. At the bottom, there is a 'Forgot Your Password?' link and a 'Sign Up' button, which is circled in red.

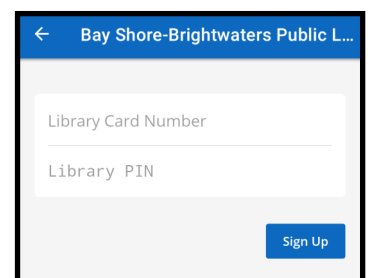


The 'Account Info' screen has a blue header with a back arrow and the title 'Account Info'. It contains input fields for 'Your email address', 'Re-type your email address', 'Create a password', and 'Re-type your password'. A note states 'Your password must be at least 8 characters'. Below these fields is a paragraph of terms and conditions, with links to 'Tap here to read our Terms and Conditions' and 'Tap here to read our Privacy Policy'. A blue 'NEXT' button is at the bottom right.

- Next, you must choose your library and put in your **library card number** and **password/PIN**. (if you do not have a password, call the library to create one.)
- After you enter your library card information, you can tap **Sign Up**.
- You now have a Hoopla Account!



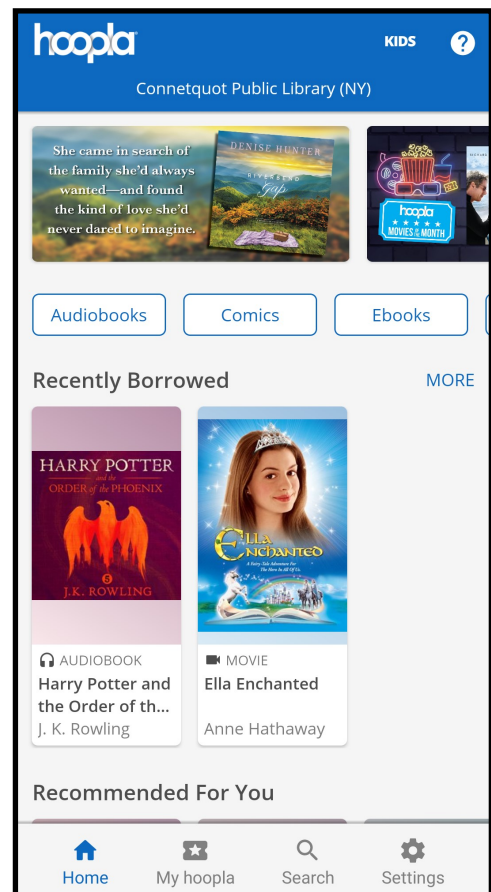
The 'Choose Your Library' screen has a blue header with a back arrow and the title 'Choose Your Library'. It features a search bar with the text '11718' and a placeholder 'SEARCH BY LIBRARY NAME, CITY, STATE OR ZIP CODE'. Below the search bar is a list of libraries: 'Bay Shore-Brightwaters Public Library BRIGHTWATERS, NY', 'West Islip Public Library West Islip, NY', 'ISLIP PUBLIC LIBRARY ISLIP, NY', and 'Deer Park Public Library (NY) DEER PARK, NY'. At the bottom, a note says 'The list includes over 2,600 library systems that offer the hoopla service.'



This screen is titled 'Bay Shore-Brightwaters Public L...' and has a blue header with a back arrow. It contains input fields for 'Library Card Number' and 'Library PIN'. A blue 'Sign Up' button is located at the bottom right.

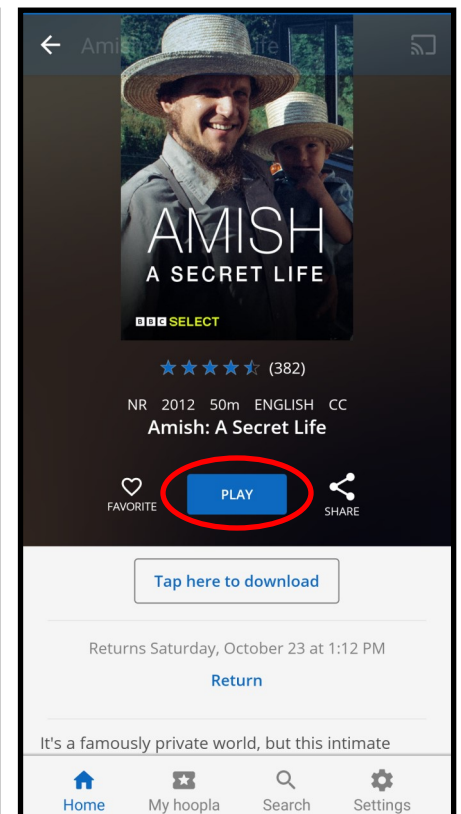
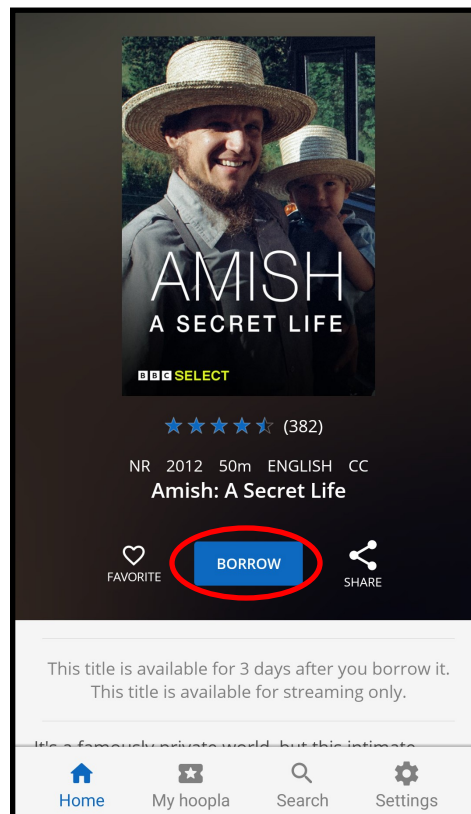
Home Screen

- The top right corner has a **question mark** where you can tap and look at **frequently answered questions**.
- Next to the question mark is a button that says “Kids.” This is **Kids mode** which you can turn on and off by tapping it.
- You will be able to choose to browse through **Audiobooks**, **Comics**, **Ebooks**, **Movies** and **Music** by tapping on each button.




Borrow a Title:

- Click on the item you want to borrow.
- There will be a **blue** button that says **borrow**.
- Once you have borrowed the item you will be able to **play** or **read** it.



Taskbar:

On the bottom of the screen is your navigation taskbar.



Home
Screen

Find the
titles you
checked out
here.

Search
for titles.

Account
Settings